

DIGITAL READOUT CONTROLLED

The conveyor lifting by digital controller and PLC touch screen. Specially designed to automatic operation such as roller, table control and error message.

AUTOMATIC STOP

Limit switches are fitted at both sides of the sanding belt to prevent the belt running from the track. The machine will stop automatically if there is no air supply, no sanding belt mounted, or if the belt becomes loose. Only the elevation driving motor will function. The machine will brake immediately if the sanding belt breaks during operation, providing maximum safety for operator and machine.



BELT CLEANING DEVICE

To ensure a clean and smooth grain surface on the abrasive belt, air is blown to thoroughly clean any dust. This greatly increases the belt's life. Once the conveyor starts, the device is also starts. A timer is equipped for controlling the sanding intervals. (Optional)

SANDING BELT OSCILLATION CONTROL

The sanding belt oscillation is controlled by a dust proof air eye. The sanding belt can oscillate in the event of power failure. The oscillation range of the sanding belt is 15 - 20mm. The reverse and cross sanding on the panel creates a better clarity of grain, thus greatly extending the life of the sanding belt.

HYDRAULIC DRIVE CONVEYOR BELT

The super lightweight driving system is mounted at the end of the conveyor table, ensuring maximum feed accuracy and stability. A powerful hydraulic driving system automatically adjusts to the correct pressure regardless of the panel weight or plate holding pressure. The system eliminates belt slipping or chattering while running. (Optional)

BRUSH ROLLER

Clear away the dust on the working piece in the final step. Polishing roller is upon request. (Optional)

Specifications:

75" Model / Rubber Roller Dia 250 mm	SD-260	SD-290	SD-2110	SD-2130
Max. working width	610 mm	914 mm	1100 mm	1300 mm
Max. working height	120 mm	120 mm	120 mm	120 mm
Main spindle motor	15 HP, 10 HP	20 HP, 15 HP	30 HP, 20 HP	40 HP, 20 HP
Feed motor	2HP	2 HP	3 HP	3 HP
Table lifting & lowering motor	1/2 HP	1/2 HP	1/2 HP	1/2 HP
Brush Roller Motor (optional)	1/2 HP	1/2 HP	1/2 HP	1/2 HP
Feed speed	4-18 M/min	4-18 M/min	4-18 M/min	4-18 M/min
Size of sanding belt	610 x 1905 mm	915 x 1905 mm	1100 x 1905 mm	1300 x 1905 mm
Dust exhausted	6800 M ³ /hr	6800 M ³ /hr	9100 M ³ /hr	9100 M ³ /hr
Compressed air consumed	0.35 M ³ /min	0.35 M ³ /min	0.35 M ³ /min	0.35 M ³ /min
Packing size	(L) 2230 mm (W) 1480 mm (H) 2090 mm	(L) 2230 mm (W) 1790 mm (H) 2090 mm	(L) 2230 mm (W) 2030 mm (H) 2090 mm	(L) 2275 mm (W) 2300 mm (H) 2090 mm
Net weight	2000 kgs	2600 kgs	3000 kgs	3500 kgs
Gross weight	2300 kgs	2850 kgs	3300 kgs	3850 kgs
75" Model / Rubber Roller Dia 250 mm	SD-360	SD-390	SD-3110	SD-3130
Max. working width	610 mm	914 mm	1100 mm	1300 mm
Max. working height	120 mm	120 mm	120 mm	120 mm
Main spindle motor	20 HP, 15 HP, 10 HP	25 HP, 20 HP, 15 HP	30 HP, 25 HP, 20 HP	40 HP, 30 HP, 20 HP
Hydraulic pump motor	5 HP	5 HP	7.5 HP	7.5 HP
Table lifting & lowering motor	1/2 HP	1 HP	1 HP	1 HP
Brush Roller Motor (optional)	1/2 HP	1/2 HP	1/2 HP	1/2 HP
Feed speed	0-18 M/min	0-18 M/min	0-18 M/min	0-18 M/min
Size of sanding belt	610 x 1905 mm	915 x 1905 mm	1100 x 1905 mm	1300 x 1905 mm
Dust exhausted	10200 M ³ /hr	10200 M ³ /hr	13700 M ³ /hr	13700 M ³ /hr
Compressed air consumed	0.5 M ³ /min	0.5 M ³ /min	0.5 M ³ /min	0.5 M ³ /min
Packing size	(L) 2280 mm (W) 1480 mm (H) 2090 mm	(L) 2280 mm (W) 1790 mm (H) 2090 mm	(L) 2930 mm (W) 2030 mm (H) 2090 mm	(L) 2930 mm (W) 2300 mm (H) 2090 mm
Net weight	2600 kgs	3400 kgs	4200 kgs	5000 kgs
Gross weight	2850 kgs	3700 kgs	4550 kgs	5500 kgs
83" Model / Rubber Roller Dia 300 mm	SD-260	SD-290	SD-2110	SD-2130
Max. working width	610 mm	914 mm	1100 mm	1300 mm
Max. working height	120 mm	120 mm	120 mm	120 mm
Main spindle motor	15 HP, 10 HP	25 HP, 15 HP	30 HP, 20 HP	40 HP, 20 HP
Hydraulic pump motor	-	-	3 HP	5 HP
Table lifting & lowering motor	1/2 HP	1/2 HP	1 HP	1 HP
Brush Roller Motor (optional)	1/2 HP	1/2 HP	1/2 HP	1/2 HP
Feed speed	4-18 M/min	4-18 M/min	4-18 M/min	4-18 M/min
Size of sanding belt	610 x 2108 mm	915 x 2108 mm	1100 x 2108 mm	1346 x 2108 mm
Dust exhausted	6800 M ³ /hr	6800 M ³ /hr	9100 M ³ /hr	9100 M ³ /hr
Compressed air consumed	0.35 M ³ /min	0.35 M ³ /min	0.35 M ³ /min	0.35 M ³ /min
Packing size	(L) 2530 mm (W) 1530 mm (H) 2160 mm	(L) 2530 mm (W) 1850 mm (H) 2160 mm	(L) 2530 mm (W) 2030 mm (H) 2160 mm	(L) 2530 mm (W) 2300 mm (H) 2160 mm
Net weight	2300 kgs	3000 kgs	3500 kgs	4000 kgs
Gross weight	2500 kgs	3250 kgs	3800 kgs	4350 kgs
83" Model / Rubber Roller Dia 300 mm	SD-360	SD-390	SD-3110	SD-3130
Max. working width	610 mm	914 mm	1100 mm	1300 mm
Max. working height	120 mm	120 mm	120 mm	120 mm
Main spindle motor	20 HP, 15 HP, 10 HP	25 HP, 20 HP, 15 HP	30 HP, 25 HP, 15 HP	40 HP, 30 HP, 20 HP
Hydraulic pump motor	5 HP	5 HP	7.5 HP	7.5 HP
Table lifting & lowering motor	1/2 HP	1 HP	1 HP	1 HP
Brush Roller Motor (optional)	1/2 HP	1/2 HP	1/2 HP	1/2 HP
Feed speed	0-18 M/min	0-18 M/min	0-18 M/min	0-18 M/min
Size of sanding belt	610 x 2108 mm	915 x 2108 mm	1100 x 2108 mm	1346 x 2108 mm
Dust exhausted	10200 M ³ /hr	10200 M ³ /hr	13700 M ³ /hr	13700 M ³ /hr
Compressed air consumed	0.5 M ³ /min	0.5 M ³ /min	0.5 M ³ /min	0.5 M ³ /min
Packing size	(L) 2800 mm (W) 1530 mm (H) 2160 mm	(L) 2880 mm (W) 1850 mm (H) 2160 mm	(L) 2930 mm (W) 2030 mm (H) 2160 mm	(L) 2930 mm (W) 2300 mm (H) 2160 mm
Net weight	3000 kgs	3800 kgs	4600 kgs	5500 kgs
Gross weight	3300 kgs	4150 kgs	5000 kgs	5950 kgs
103" Model / Rubber Roller Dia 420 mm	SD-260	SD-290	SD-2110	SD-2130
Max. working width	610 mm	914 mm	1100 mm	1300 mm
Max. working height	120 mm	120 mm	120 mm	120 mm
Main spindle motor	20 HP, 15 HP	25 HP, 15 HP	40 HP, 20 HP	50 HP, 25 HP
Hydraulic pump motor	5 HP	5 HP	5 HP	5 HP
Table lifting & lowering motor	1/2 HP	1/2 HP	1 HP	1 HP
Brush Roller Motor (optional)	1/2 HP	1/2 HP	1/2 HP	1/2 HP
Feed speed	0-18 M/min	0-18 M/min	0-18 M/min	0-18 M/min
Size of sanding belt	610 x 2616 mm	915 x 2616 mm	1100 x 2616 mm	1346 x 2616 mm
Dust exhausted	6800 M ³ /hr	6800 M ³ /hr	9100 M ³ /hr	9100 M ³ /hr
Compressed air consumed	0.35 M ³ /min	0.35 M ³ /min	0.35 M ³ /min	0.35 M ³ /min
Packing size	(L) 2580 mm (W) 1580 mm (H) 2360 mm	(L) 2580 mm (W) 1890 mm (H) 2360 mm	(L) 2580 mm (W) 2050 mm (H) 2360 mm	(L) 2580 mm (W) 2300 mm (H) 2360 mm
Net weight	3500 kgs	4300 kgs	4900 kgs	5500 kgs
Gross weight	3800 kgs	4650 kgs	5300 kgs	5950 kgs
103" Model / Rubber Roller Dia 420 mm	SD-360	SD-390	SD-3110	SD-3130
Max. working width	610 mm	914 mm	1100 mm	1300 mm
Max. working height	120 mm	120 mm	120 mm	120 mm
Main spindle motor	25 HP, 20 HP, 15 HP	30 HP, 25 HP, 15 HP	30 HP, 30 HP, 20 HP	50 HP, 40 HP, 25 HP
Hydraulic pump motor	5 HP	5 HP	5 HP	5 HP
Table lifting & lowering motor (digital readout)	1/2 HP	1 HP	1 HP	1 HP
Brush Roller Motor (optional)	1/2 HP	1/2 HP	1/2 HP	1/2 HP
Feed speed	0-18 M/min	0-18 M/min	0-18 M/min	0-18 M/min
Size of sanding belt	610 x 2616 mm	915 x 2616 mm	1100 x 2616 mm	1346 x 2616 mm
Dust exhausted	10200 M ³ /hr	10200 M ³ /hr	13700 M ³ /hr	13700 M ³ /hr
Compressed air consumed	0.5 M ³ /min	0.5 M ³ /min	0.5 M ³ /min	0.5 M ³ /min
Packing size	(L) 3200 mm (W) 1580 mm (H) 2360 mm	(L) 3200 mm (W) 1890 mm (H) 2360 mm	(L) 3200 mm (W) 2050 mm (H) 2360 mm	(L) 3200 mm (W) 2300 mm (H) 2360 mm
Net weight	4000 kgs	5100 kgs	6000 kgs	7200 kgs
Gross weight	4400 kgs	5550 kgs	6500 kgs	7800 kgs

※Design and specifications are subject to change without prior notice.

Sheng Shing Jun Shiau Machinery Co., Ltd.

SANDERSON Sanderson Machinery Co., Ltd.

NO. 100, SEC. 1, GWO FENG RD.,
SHENGANG DIST, TAICHUNG, TAIWAN 42942
TEL: +886-4-25277165-9
FAX: +886-4-25239786
http://www.sander.com.tw
Email: sales@junshiau.com.tw
sales@sanderson.com.tw

Sheng Shing
Wide Belt Sander

SANDERSON
WIDE BELT SANDER

SD-series
75"/83"/103" Heavy Duty



Application for solid wood, jointed panel, calibrating.

SD-series

2017.10 AG Design 04-27071159



Brilliant, High precision navigator **SD-series**



Built to meet your rigorous sanding demands...

Whole new generation sanders not only speed up your sanding operations but also reduce your production costs.

- Digital readout controller
- Automatic stop
- Air jet cleaner
- Belt oscillation controlled
- Hydraulic conveyor driving
- Cleaning brush
- In-feed emergency brake
- Emergency stop switch
- Four lifting poles
- Quick release locking handle
- Conveyor belt positioning
- Mirco-adjustment by hand wheel
- Truly endless Italian belt
- Amp and Volt meter

BRILLIANT ENGINEERING CAPABILITY

We focus extensive experience and strong engineering capabilities on your sanding jobs to ensure the solution is a perfect match to your sanding applications.

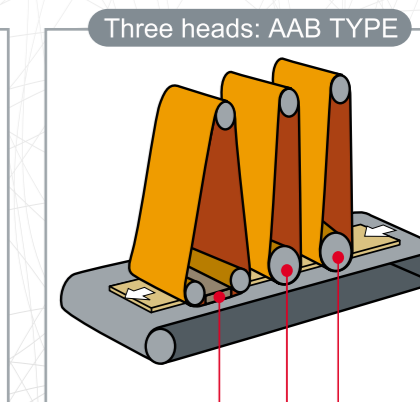
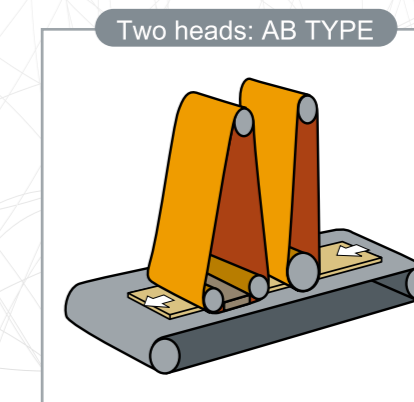
TWO HEADS OR THREE HEADS CONFIGURATION

- Working Width from 610mm to 1300mm.
- Two heads: 1st. and 2nd. are roller type is ideal for general sanding
- Three heads: 1st. and 2nd. and 3rd. are roller type, it can do calibration and fine sanding in one pass.
- Planer / cutter head is upon request.

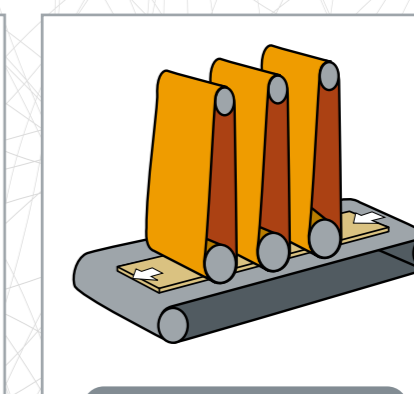
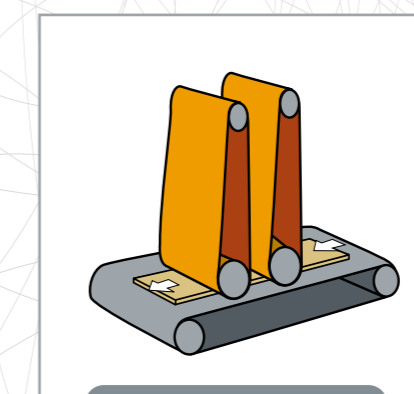


The pressure plate is welded from steel plate, hard chrome plated for hardness up to RC 70°, and precise machining for a superior surface finish. Maximum stability and smoothness of panel feeding is achieved through the pressure plate incorporated with rubber covered pressure roller.

The head configuration can be manufactured according to the customer's requirements.



Contact Roller
Combination/Pad



Two heads: AA TYPE

Three heads: AAA TYPE